

Product brochure



NobelActive®

Real-world
long-term
SUCCESS



Real- world long-term SUCCESS

Let us provide you with a clinically proven, tried and tested implant system to improve your reality and take your practice to the next level.^{1,2}

Real-world evidence is reality²

- **Real patient data, no exclusion criteria**
- **Real life – consecutive patient inclusion**
- **Real long-term results**

Real-world data is key evidence of NobelActive's true long-term success for patients. That is why three of the first ever NobelActive users carried out a retrospective study, showing the reality of success they achieved from the very start.²

WITH OUR
NobelActive®
TiUnite®

2019 long-term study
results snapshot*

95.9%

long-term implant survival rate

267


NobelActive®
TiUnite implants

7.9

years mean
follow-up

* For implants with long-term (>1 year) follow-up. All clinical evidence relates to NobelActive with the TiUnite surface.

For more information visit
nobelbiocare.com/nobelactive





Clinically proven implant design*

Consistent long-term bone and soft tissue maintenance*⁴

The back-tapered coronal design, built-in platform shifting and conical connection have been designed to optimize bone and soft tissue volume.

Proven clinical success when placed in extraction sockets*^{2,3}

Thread design and apical drilling blades help achieve high primary stability in compromised bone.

Excellent primary stability and survival rates when placed in soft bone*²

Parallel drilling protocol is combined with tapered body and bone condensing thread design.

Proven survival after implant repositioning*²

Reverse-cutting flutes with apical drilling blades allow experienced clinicians to adjust and optimize implant position, especially in extraction sockets.

Now available with TiUltra™ surface

Advanced surface technology for osseointegration^{5,6}

TiUltra™ is an anodized and ultra-hydrophilic implant surface with a gradual topography from collar to apex designed to support bone stability.

* All clinical evidence was conducted on NobelActive TiUnite



"The design of the implant gave me, intuitively, a lot of confidence that I would be able to do things that I wasn't able to do previously."

Dr. Daniel Cullum, Idaho, US

A COMPREHENSIVE surgical kit

For even greater efficiency, two of Nobel Biocare's leading implant systems – NobelActive and NobelParallel™ CC – are both stored in just one single tray, requiring fewer instruments.

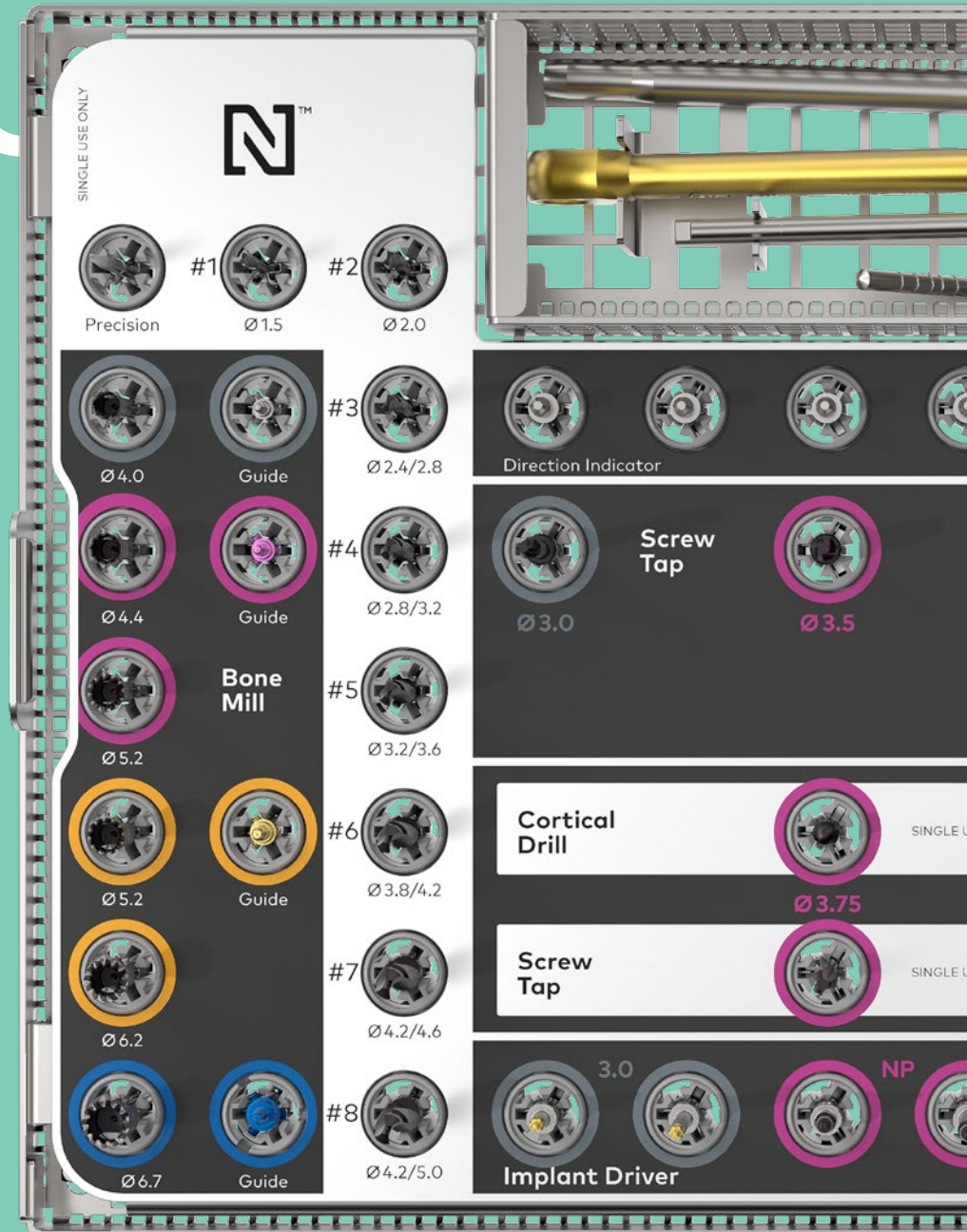
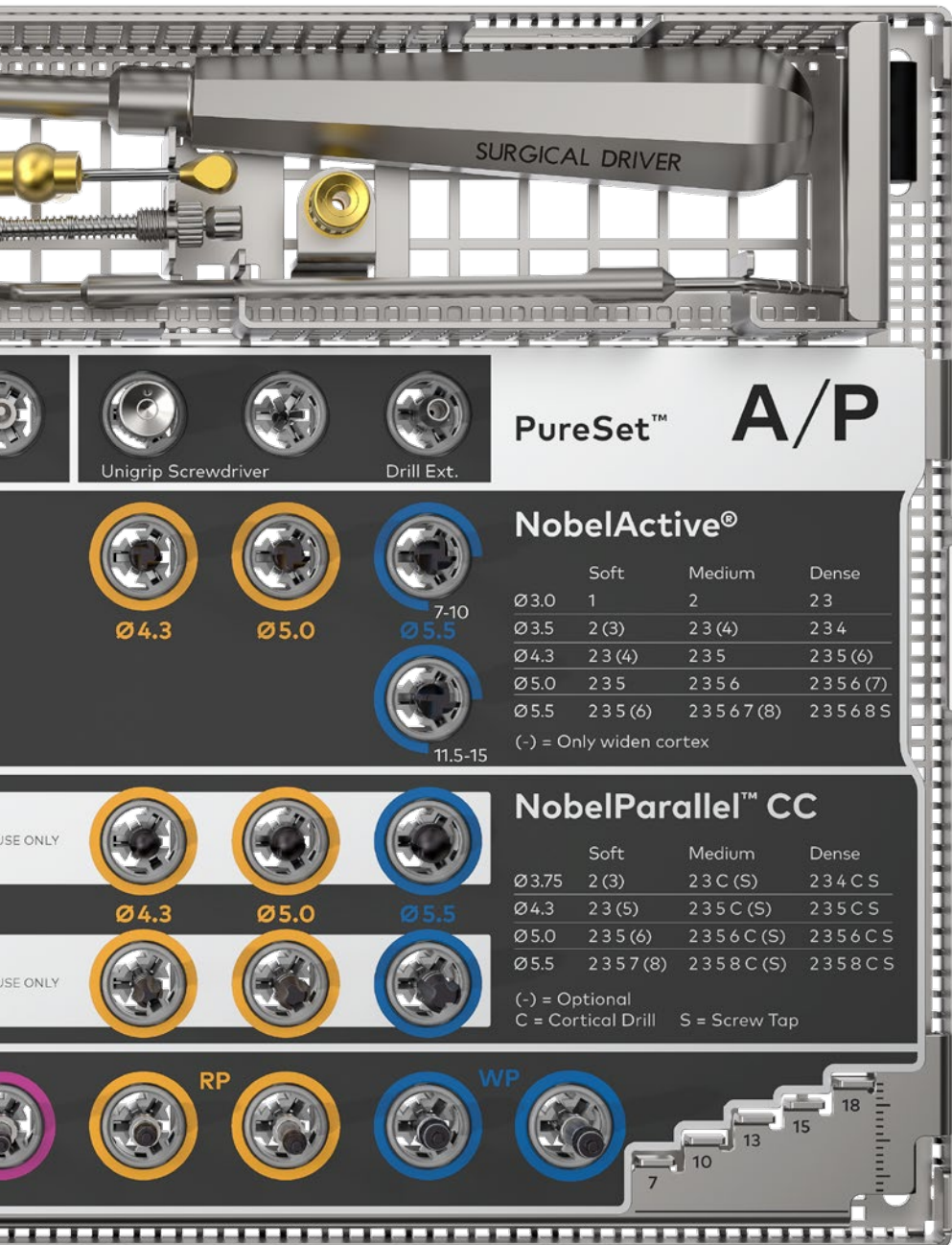


Image shown to scale.



PureSet™ **A/P**

Unigrip Screwdriver

Drill Ext.

NobelActive®



	Soft	Medium	Dense
Ø3.0	1	2	23
Ø3.5	2 (3)	23 (4)	234
Ø4.3	23 (4)	235	235 (6)
Ø5.0	235	2356	2356 (7)
Ø5.5	235 (6)	23567 (8)	23568S

(-) = Only widen cortex

NobelParallel™ CC



	Soft	Medium	Dense
Ø3.75	2 (3)	23 C (S)	234 C S
Ø4.3	23 (5)	235 C (S)	235 C S
Ø5.0	235 (6)	2356 C (S)	2356 C S
Ø5.5	2357 (8)	2358 C (S)	2358 C S

(-) = Optional
C = Cortical Drill S = Screw Tap

The NobelActive PureSet™ is available for freehand and guided surgery.

ORDER ONLINE

Order our complete range of implants and prefabricated prosthetics 24 hours a day through the Nobel Biocare online store.

nobelbiocare.com/store

ORDER BY PHONE

Call our customer service team or contact your sales representative.

LIFETIME WARRANTY

The warranty covers all Nobel Biocare implants including prefabricated prosthetic components.

nobelbiocare.com/warranty

References:

- 1 Kolinski ML, Cherry JE, McAllister BS, Parrish KD, Pumphrey DW, Schroering RL. Evaluation of a Variable-Thread Tapered Implant in Extraction Sites With Immediate Temporization: A 3-Year Multi-Center Clinical Study. *J Periodontol.* 2014;85(3):386-94.
- 2 Cullum D, Hermans M, Hugo O. Long-Term Survival Analysis of 361 Variable Thread Tapered Implants Placed Across a Wide Variety of Indications: Real World Data. Poster presented at: AO 2020 Annual Meeting in Seattle, WA – March 18-21.
- 3 McAllister BS, Cherry JE, Kolinski ML, Parrish KD, Pumphrey DW, Schroering RL. Two-year Evaluation of a Variable-Thread Tapered Implant in Extraction Sites with Immediate Temporization: A Multicenter Clinical Trial. *Int J Oral Maxillofac Implants.* 2012;27(3):611-8.
- 4 Polizzi G, Cecchini P, Pasini E. 6-year retrospective analysis of variable-thread tapered implants placed in demanding situations. Presented at: 2017 EAO congress in Madrid, Spain – October 5-7.
- 5 Susin C, Finger Stadler A, Fiorini T, Musskopf ML, de Sousa Rabelo M, Ramos UD, Fiorini T. Safety and efficacy of a novel, gradually anodized dental implant surface - a study in Yucatan mini pigs. *Clin Implant Dent Relat Res.* 2019;21:e44–e54
- 6 Milleret V, Lienemann PS, Gasser A, Bauer S, Ehrbar M, Wennerberg A. Rational design and in vitro characterization of novel dental implant and abutment surfaces for balancing clinical and biological needs. *Clin Implant Dent Relat Res* 2019;21:e15–e24.



nobelbiocare.com/nobelactive

