

Excellent long-term outcomes with immediate protocols in the esthetic zone

Clinical relevance

100% implant and prosthetic survival

with stable marginal bone and healthy soft tissue at 10 years

Stable esthetics long-term

Scores improved from baseline to 1 month and remained stable thereafter

Immediate outperforms delayed

Immediate provisionalization showed better buccal bone thickness maintenance and shorter time to teeth

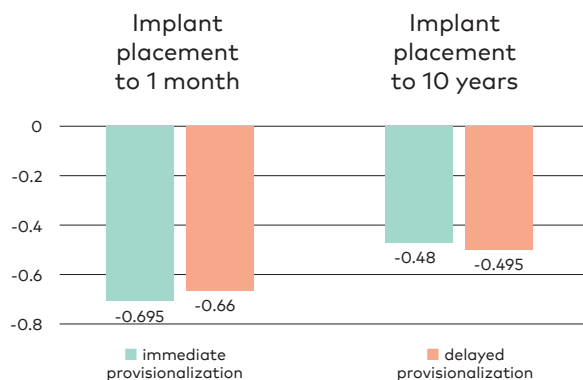


Immediate implant placement with immediate or delayed provisionalization in the maxillary aesthetic zone: A 10-year randomized trial. Donker VJJ, Raghoobar GM, Slagter KW, Hentenaar DFM, Vissink A, Meijer HJA. J Clin Periodontol. 2024 Mar 7.

The results

- **100% survival:** No implants were lost after 10 years in function
- **Excellent marginal bone response:** Low marginal bone remodeling from placement to 1 month and stable levels thereafter, with mean marginal bone loss of only 0.5 mm from placement to 10 years. Low rate of peri-implantitis of 2.9% by 10 years.
- **Healthy soft tissue,** with minimal mucosal margin recession of 0.2–0.3 mm and maintained papilla score from 1 month to 10 years
- **High patient satisfaction** at 10 years
- **Stable esthetic outcomes** with minimal changes to papilla scores, PES and WES
- **Immediate provisionalization outperformed delayed protocol,** with better buccal bone thickness maintenance and shorter time to teeth

Marginal bone response throughout the study



Study design

Randomized controlled trial (RCT), immediate vs. delayed provisionalization




40 patients



Single tooth in the maxillary esthetic zone, immediate placement



40 NobelActive® TiUnite implants

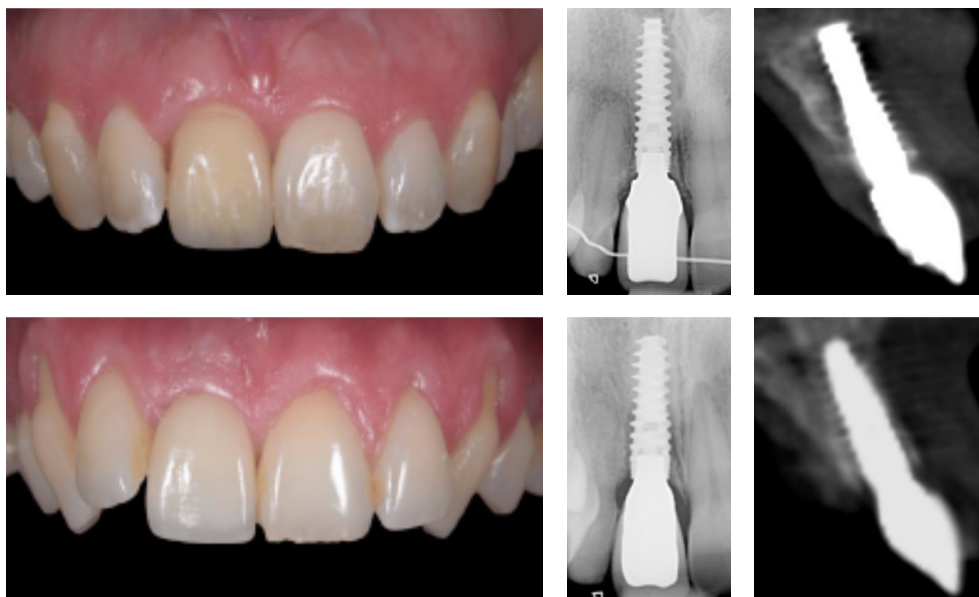


NobelProcera® screw- or cement-retained zirconia



10-year follow-up

Sample clinical case from the study



Images courtesy of Dr. Vincent Donker, the Netherlands

Immediate implant placement with immediate provisionalization (top) and delayed provisionalization (bottom) at the maxillary right central incisor after 10 years in function

Authors' conclusion

"Immediate provisionalization of [NobelActive®] implants in post-extraction sites in the maxillary aesthetic zone showed similar long-term clinical results as when delayed provisionalization was used, while the time to function and aesthetics was shorter."

More to explore



Read on PubMed



SciConnect
interview with
Dr. Iñaki Gamborena



nobelbiocare.com/nobelactive

MKT-5662 Rev 00 (05/24, GMT 90378) © Nobel Biocare USA, LLC, 2024. All rights reserved. Nobel Biocare, the Nobel Biocare logotype and all other trademarks are, if nothing else is stated or is evident from the context in a certain case, trademarks of Nobel Biocare. Please refer to [nobelbiocare.com/trademarks](https://www.nobelbiocare.com/trademarks) for more information. Product images are not necessarily to scale. All product images are for illustration purposes only and may not be an exact representation of the product. Disclaimer: Some products may not be regulatory cleared/released for sale in all markets. Please contact the local Nobel Biocare sales office for current product assortment and availability. Caution: Federal (United States) law or the law in your jurisdiction may restrict this device to sale by or on the order of a dentist or physician. See Instructions For Use for full prescribing information, including indications, contraindications, warnings and precautions.

