



Nobel Biocare N1™ concept: one versatile and simplified solution for clinical success in all indications

Clinical relevance

Biologically driven innovation

No bone loss from implant loading to 1 year, and high implant survival.

Simplified protocol

OsseoShaper™ indicates when the osteotomy is ready for implant placement. 97.5% of implants placed after OsseoShaper 1 or 2.

Real-world evidence of versatility

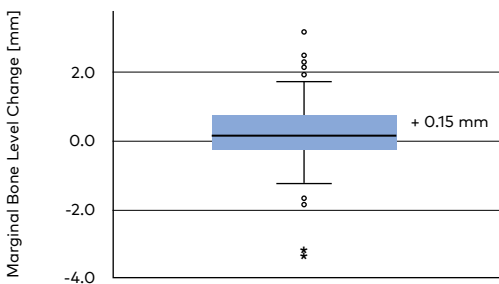
Just one implant system for all indications and a wide variety of protocols.



A Retrospective Observational Study Assessing the Clinical Outcomes of a Novel Implant System With Low-Speed Site Preparation Protocol and Tri-Oval Implant Geometry. **Giacomo Fabbri, Tristan Staas, Istvan Urban.** *Journal of Clinical Medicine*, 202218;11(16):4859

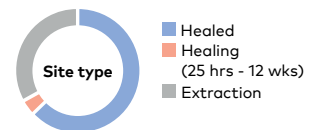
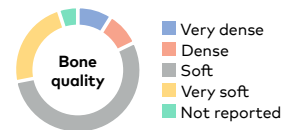
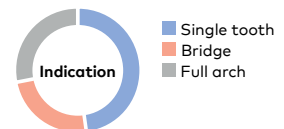
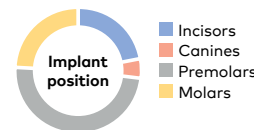
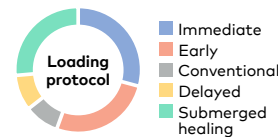
The results

- 98.0% implant survival.
- Stable marginal bone level from implant loading to 1-year follow-up (mean 1.8 ±0.2).



- 115 implants (70.3%) achieved final insertion torque adequate for immediate loading.

Wide versatility across all indications and various protocols



- Implant insertion torque correlated with OsseoShaper torque independent of bone quality and quantity.
- 161 implants (97.5%) placed after the OsseoShaper 1 or 2.

Study design

Retrospective, observational, multi-center clinical study

95 consecutive patients

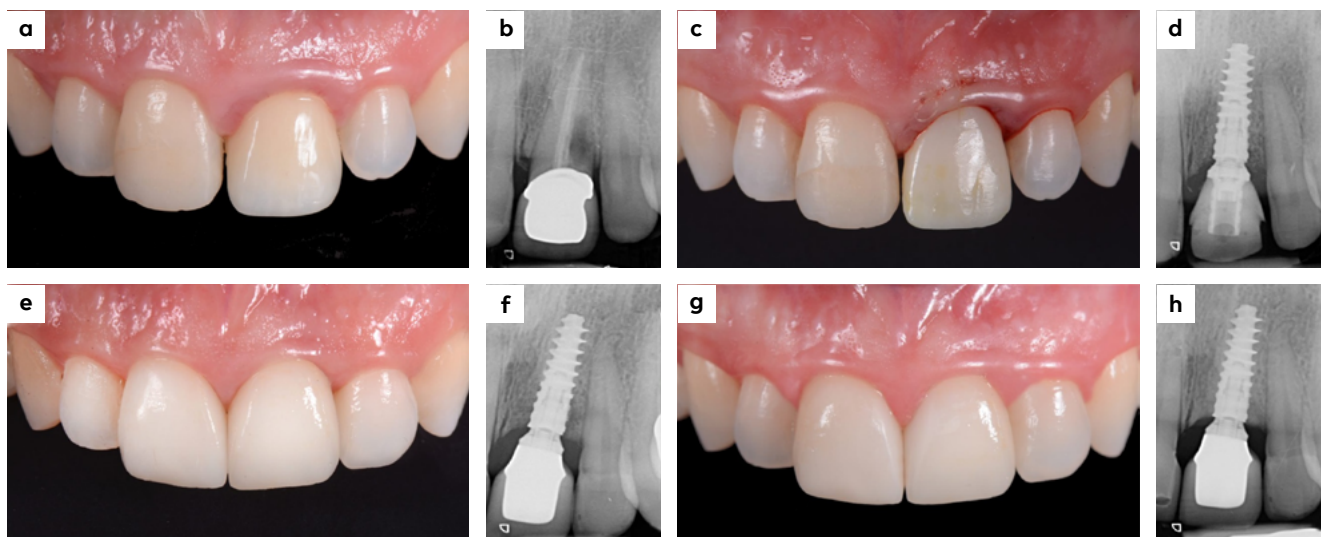
All indications

165 Nobel Biocare N1 concept implants

Screw-retained Nobel Biocare restorations

1-year follow-up

Sample clinical case from the study



Images courtesy of Dr. Giacomo Fabbri, Italy

A 44-year-old female patient was treated with a single Nobel Biocare N1 concept implant to replace a failing maxillary incisor at FDI position 21 (a,b). A 13-mm-long Nobel Biocare N1 concept implant was inserted with the final insertion torque of 57 Ncm with a flapless approach, connected to a two-piece abutment base, and loaded immediately (c,d). The final prosthesis was delivered 2 months later (e,f). Note the stabilization of the marginal bone levels and the excellent soft tissue response at the 1-year follow-up (g,h).

Authors' conclusion

The Nobel Biocare N1 concept "removes the need to perform additional bone quality assessments, and it allows clinicians to predict implant stability based on the torque used during the site preparation protocol."

More to explore



Read on PubMed



FOR - Latest
Understanding
of the biology of
osseointegration



nobelbiocare.com/N1

GMT 81439 © Nobel Biocare Services AG, 2022. All rights reserved. Nobel Biocare, the Nobel Biocare logotype and all other trademarks are, if nothing else is stated or is evident from the context in a certain case, trademarks of Nobel Biocare. Please refer to nobelbiocare.com/trademarks for more information. Product images are not necessarily to scale. All product images are for illustration purposes only and may not be an exact representation of the product. Disclaimer: Some products may not be regulatory cleared/released for sale in all markets. Please contact the local Nobel Biocare sales office for current product assortment and availability. See Instructions For Use for full prescribing information, including indications, contraindications, warnings and precautions

N Nobel
Biocare™